



MEJAT WAF A



CONVERSATION AND
PHRASE BOOK
English to Medu Neter
With Hieroglyphs

by Rkhty Amen

Mejat Wefa
CONVERSATION BOOK

ENGLISH TO MEDU NETER
With hieroglyphs

By Rkhty Amen

Glyphs by T'Gamba Heru
Cover by Artist Metu Deggkhet

The Institute of Kemetic Philology

Published by the Institute of Kemetic Philology

**Copyright © 2013 The Institute of Kemetic Philology
All right reserved**

This book shall not be reproduced without the expressed written consent of the author.

This little conversation phrase book was compiled for my Mdu Ntr classes as a guide for speaking the language in class. I decided to publish it for others who are attempting to use the language everyday as they embark upon reviving Mdu Ntr as a living language.

This book is dedicated to all my Mdu Ntr students, and to all those who desire to one day speak Mdu Ntr.

Rkhty Amen

HOW TO USE THIS BOOK

This book is written mainly for English speakers.
There are three ways of representing each word or phrase.

1. English word, phrase or question
2. MDC - There are seven consonant sounds in Mdu Ntr that are not in English, thus they require the use of special letters to represent them. Herein I use MDC transliteration for this purpose.

What is MDC? MDC stands for Manuel de Codage - Manual for the Encoding of Hieroglyphic Texts for Computer-input. This is the most popular system of transcribing Mdu Ntr in use today. It allows Medu Neter to be typed on the computer keyboard, whereas other transliteration systems do not facilitate this without the use of special software or a specially designed keyboard. This feature is important in today's computerized world.


3. Pronunciation or Phonetic Equivalent for each word is written in Romanization in bold black letters.


READ ME FIRST - ABOUT PRONUNCIATION


SEVEN SOUNDS NOT IN ENGLISH


(This list of sounds indicates how the pronunciation of these consonants are represented in this book.)


The pronunciation in this book is based upon American Standard English pronunciation. The Medu neter alphabet consists of only consonants. What appear to be vowels are actually consonants. If you pronounce the following consonant sounds with their usual English sound values, your speech will be something that is near enough so that people will have no trouble understanding you.


1. ah  Vulture - The letter/sound that is pronounced ah herein has no English equivalent. An approximate sound is a in father. It is represented in MDC by a capital A.


2. a  Arm and Hand – The letter/sound that is pronounced a has no English equivalent. An approximate sound is a like a in hat. It is represented in MDC by a lower lower case a.

3. ee  Reed - This letter/sound has no English equivalent. An approximate sound is ee in see. It is actually not a sound but a placeholder for any vowel. It is represented in MDC by a lower lower case i.

4. x  Placenta - This letter/sound has no English equivalent. An approximate sound value is a soft gargle sound in the back of the throat. It is represented in MDC by a lower lowercase x.

5. kh  Animal's Belly - The letter/sound that is pronounced kh herein has no English equivalent. An approximate sound value is a soft gargle sound in the back of the throat. It is represented in MDC by a capital X.

6. H  Twisted flax - The letter/sound that is pronounced h herein has no English equivalent. An approximate sound value is an aspirated h. It is represented in MDC by a capital H.

7. T  Hobble - This letter/sound is pronounced tch. It is similar to English ch as in cheese and church. It is represented in MDC by a capital T.

VOWEL SOUNDS USED IN THIS BOOK

Below is a list of vowels that are used to pronounce Medu Neter words in this book (vowels are not written in Medu Neter writing.) These are English vowels because this book is mainly intended for English speakers.

(This list indicates how vowels are represented in this book.)

a as in father is represented by **ah**

a as in hat is represented by **a**

i as ee in see is represented by **ee**

e as in bed represented by **e**


i as in hit represented by **i**


u as oo in zoo is represented by **oo**


PAGE FORMAT

The format for the words and phrases in this book is as follows:

English word = Book + MDC transliteration = mDA[⎓]at[⎓]  Phonetic equivalent = me-jat

English Phrase = I speak Mdu ntr + MDC  = Dd.i
mdu ntr Phonetic equivalent = **jed ee me-doo ne-ter**

The pronunciation of two or more syllables are divided by a dash - Example: **she-fe-doo** 

One syllable words have no dash. 
Example: jed

*Words are separated by spaces

Table Of Contents

HOW TO USE THIS BOOK	4
READ ME FIRST	
ABOUT PRONUNCIATION	5
VOWEL SOUNDS USED	
IN THIS BOOK	7
PAGE FORMAT	8
MDW NTR ALPHABET	11
VOWELS	13
FIRST WORDS GREETINGS	14
TALKING ABOUT FAMILY	17
INQUIRE ABOUT FAMILY	
AND FRIENDS	20
ANSWERS TO INQUIRY	21
TALKING ABOUT FAMILY	21
GETTING TO KNOW SOMEONE	24
ASKING WHERE DO YOU LIVE?	25
SUFFIX PRONOUNS	26
INDEPENDENT PRONOUNS	27
POSSESSIVE PRONOUNS	27
NUMBERS	29
COUNTING THINGS	33
EATING / THE FAMILY MEAL	33
FOODS	36
ACTION WORDS/VERBS	39
GIVING COMMANDS	45
QUESTIONS	47
COLORS	51
TIME	52
COUNTING TIME	55
SEASONS	56
THE WEATHER	57
ASKING DIRECTIONS	58
PLACES	61
OCCUPATIONS	63
SEEING THE DOCTOR	65
PARTS OF THE BODY	68
SHOPPING	71
HOUSEHOLD ITEMS	71
TALKING ON THE PHONE	73
NEEDING HELP	75
IN SCHOOL	75
OPPOSITES	78
MISCELLANEOUS	81

MODERN NEW WORDS	84
AT THE FAMILY ALTER	85
OFFERING RITUAL	86
BASIC MDU NTR GRAMMAR	87
THE VERB IS THE FIRST WORD ORDER	87
A FEW UNIQUE FEATURES OF MDU NTR	88
GREETINGS	89
Links	91

Mdu Ntr Alphabet

Mdu Ntr Alphabet - MDC -Approximate sound



A ah as a in father



as in amen

y/i ee as in see and y in the beginning of a word, or a



i/y ee as in see



a a as in hat



word

w/u oo as in zoo and w at the beginning of a



b b as in bed



p p as in pet



f f as in foot



m m as in mom



n n as in no



r r as in red



h h as in house



x No English equivalent - soft guttural sound

Mdu Ntr Pictures - MDC - Approximate sound



H an aspirated h



X kh like the c in cough



s/z z as in zebra or s as in sit



s s as in sit



S sh as in shine



q/k q as in queen



k k as in king



g g as in go



t t as in tea



T tch as in chose,
cheese etc.



d d as in dad



D j as in jam or juice


VOWELS

Speech is not possible (or least not audible) without vowels. The word vowel comes from the Latin “vocalis” meaning, “speaking”. Vowels are literally the voice of language. Vowels are spoken with an open vocal tract so that there is a free flow of air from the lungs through the mouth, and no constriction of airflow, or build up of air pressure in the vocal tract. Consonants are articulated with complete or partial closure of the vocal tract. In written Mdu Ntr, the vowels were conspicuously omitted and only the consonants are written. Were there vowels in Medu Neter? Yes of course, however, scholars no longer know the vowels of the ancient language. Other ancient languages also omitted vowels in writing. Vowels are the vulnerable aspect of language because they are always changing. By not writing vowels, the written language was more accessible to the many different dialects spoken along the Hapy Iteru (Nile River). People do not vocalize the same way in every place or in every time period. In ancient times speakers of Mdu Ntr from different parts of the country articulated the vowel sounds of their particular regions.







FIRST WORDS GREETINGS

(English phrase followed by MDC transliteration, approximate pronunciation is directly underneath – See pronunciation guide at the beginning of this book for further details)

Nature/all living things – nTr 
nter or ne-tcher




Offerings, satisfaction, peace, greetings – Htp 
hotep/hetep/hete-poo




Praises, Thank you, Please – duA   **doo-ah**







Greetings, I seek you face/counsel - inD Hr ek (Greeting of respect)
      **ee-nej her ek**

Life - anx (x is a soft gargle sound)  **ankh**

Prosperity – uDA     **oo-jah**

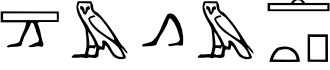
Health – snb    **se-neb**


May you have Life, Prosperity, Health - anx uDA snb   
ankh, oo-ja, se-neb

In reverence of Neteru - m Hsst nTru      
em hes-set ne-te-roo

Welcome – iiti      **ee-ee-tee**


Welcome in peace - iiti m Htp 
ee-ee-tee em hetep

Go in peace - Sm m Htp 
shem em hetep


Go (Good By) – Sm  **shem**

Be well - snb-ti  **se-neb-tee**


Show your face - inD Hr.k  **ee-nej her-ek**


Show your face Neteru - inD Hr.k ntru 
ee-nej her-ek ne-ter-oo

Show your face - inD Hr.k Jhuty 
ee-nej her.ek je-hoo-tee

How are you? - nD-xrt (inquire about condition of) 
nej-xe-ret

How is your family? - nD-xrt Abt.k 
nej-xe-ret abet ek

I am good - nfr.ku 
ne-fer koo

I am healthy - snb.ku 
se-neb koo

I am prosperous - uDa.ku 
oo-ja koo

I am excellent - iqr.ku **i-qr koo**

I am busy - bdS.ku **be-desh koo**

I am tired. - bAgi.ku **bah-gee koo**

Thank Neter for you. - duA ntr n.k **doo-ah ne-ter en ek**

Thanks to the Neteru - duA ntru **doo-ah ne-te-roo**

In praise of the Netcheru - m Hst nTru **em heset ne-tche-roo**

Good night - grH nfr **ge-reh ne-fer**

Good evening – mSru nfr **ma-she-roo ne-fer**

Good morning- bKa nfr **be-ka ne-fer**

Good afternoon – mtrt nfrt **met-ret ne-fer-et**

Go (Good By) – Sm **shem**

Go in peace - Sm m Htp **shem em hetep**

Take care - aHA tu (lit. fight yourself) **a-hah too**

Guard yourself. - aHa tu **a-hah too**

Be well - snb-ti **se-neb-tee**

TALKING ABOUT FAMILY

It is always important to properly address people, it is a sign of respect. To say I am + a family term, say: ink + term example:

I am an only child. **a-nook wa-tee**

Family – abt **ah-bet**

Household – wput **we-poot**

Community/ village– whyt **we-heet**

Ancestors - Axu (x represents a soft gargle sound) **ah-xoo**

Ancestors – Drtyu **jer-tee-oo**


Mother – mut **moot**

Father – itf **yi-tef**


Grandmother - mut wr **moot wer**

Grandfather - itf wr **yi-tef wer**

Daughter = sAt **saht**


Son – sA  **sah**

Sister – snt  **so-ne(t)**

Brother – sn  **son**

Wife – Hmt  **he-met**

Husband – hi  **hee**

Child - Xrd (X pronounce kh)  **khe-red**

Baby – ms  **mes**

Children – Xrdt  **khe-re-det**

Only child – waty  **wa-tee**


My mother - mut.i  **moot-ee**


My father - it(f).i  **yi-tef ee**


Your mother - mut.k  **moot-ek**


Your father - it(f).k  **yi-tef ek**


Friend – xnms  **xen-mes**

Aunt - snt mut (sister of mother) ↓  **sonet moot**

Uncle - sn it(f) (brother of father) ↓  **son yi-tef**

Neighbor – gsy  **ge-see**

Woman – st  **set**

Man – z  **ze**

Old woman – iAyt  **yah-eet**

Old man – iAu  **yah-oo**

Widow – xArt  **khah-ret**

Wife less man – xAry  **khah-ree**

Male – Tay  **tcha-ee**

(To make a word plural in speech, add *oo* to the end.)

INQUIRE ABOUT FAMILY AND FRIENDS

How are you? - nD-xrt  **nej-xe-ret**

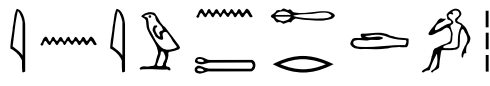
How is your family - nD-xrt Abt.T  **nej-xe-ret ah-bet etch**

How is your mother? - nD-xrt mut.k  **nej-xeret moot ek**

How is your father? - nD-xrt itf.k  **nej xeret yi-tef ek**

How is your husband? – nD-xrt hi.T  **nej xe-ret hee etch**

How is your wife? – nD-xrt Hmt.k  **nej-xe-ret hemet ek**

Do you have children? - in iw n.T Xrdw  **ene en etch khe-re-doo**

Yes I have children - tiu iw n.i Xrdw  **tiu ee-oo en ee khe-re-doo**

ANSWERS TO INQUIRY

Well – snb **se-neb**

Good – nfr **ne-fer**

And you? - n.k **en ek** (masculine)

And you? - n.T **en etch**(feminine)

Not well - nn nfr **nen nefer**

Prosperous – uDA **oo-ja**

Busy – bDS **be-desh**


My family is well thank you - nfr Abt.i **nefer ah-bet ee doo-ah**
(Substitute any family member in place of Abt-family)

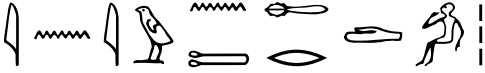
I am busy - bDs ku **be-desh koo**

TALKING ABOUT FAMILY


I have - iw n.i **ee-oo en ee**
(there belongs to me)

You have - iw n.k **ee-oo en ek** (masculine)

You have - iw n.T  **ee-oo en etch** (femenine)

Do you have children? - in iw n.T Xrdu  **ene en etch khe-re-doo**

Do you have large family? - in iw n.k abt aA

 **ene en ek abet a-ah**


I have a large family. - iw n.i Abt aA  **ee-oo en ee ah-bet a-ah**


How many? - aSA pu  **a-sha poo**


How many children do you have? - aSA pu Xrdu n.k

 **a-sha poo khe-re-doo en.ek**


How many sisters do you have? - aSA pu sn(u)t n.k

 **a-sha poo so-noot en ek**

I have one brother. - iu n.i sn wa  **ee-oo en ee son wa**

I have three sisters. - iw n.i snut xmt  **ee-oo en ee so-noot shomt**

I am an only child. - ink waty  **a-nook waty**

How old are you? - aSA pu rnpt n.k  **a-sha poo ren-pet en ek**

Year – rnpt { i ren-pet

Years - rnp(u)t { i ren-poot

I am 20 years old. - iw n.i rnpt mDty (here instead of 20 mdyt use the number of your age.)
ee-oo en ee ren-pet mej-tee (or your age)

How old are your children? - aSA pu rnpt n Xrdu.T

a-sha poo ren-pet en khe-re-doo etch

My children are five and ten years old. -
iw Xrd.i renpt diu Hna mD
khe-re-doo ee dee-oo hena mej


I am 22 years old. - iw n.i rnpt mD-ty snu
ee-oo en ee ren-pet mej-tee sen-oo


Happy birthday - hru msut nfr
he-roo me-soot nefer


Happy Birthday Mother. - hru msut nfr n mut

he-roo me-soot ne-fer en moot

GETTING TO KNOW SOMEONE


Greetings - Htp anx uDA snb 
hotep ankh oo-ja se-neb


Do you speak Mdu Ntr? - in iw Dd.k mdu Ntr

ene jed ek me-du ne-ter

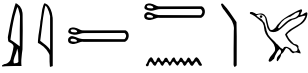
Do you speak English? - in iw Dd.k English 
ene jed ek English


I speak a little. - Dd.i nkt 
jed ee nket


I understand. - sDm.i 
se-jem ee

I do not understand. - n sDm.n.i Mdu Ntr

en se-jem en ee me-du ne-ter


Please speak slowly. - dua Dd ihmu 
doo-ah jed ee-he-moo


Where do you come from? - ii.T Tnu 
ee-ee etch tche-noo

I am from + name of place - Hms.i m + place 
he-mes ee em Detroit

Your (feminine) – T  **etch**


Your (masculine) – k  **ek**


What is your name? (Masculine) - ptr rn.k  **pe-ter ren ek**

What is your name? (Feminine) - ptr rn.T  **pe-ter ren etch**

My name is - rn.i  **ren ee** + your name


My name is Jhuty. - rn.i DHty  **ren ee jhoo-tee**


What is your mother's name? - ptr rn mut.T
(Substitute any person in place of mother)  **pe-ter ren moot etch**

My Mother's name is Mary. - rn mut.i Mary  **ren moot ee ma-ree**

What is your friend's name? - ptr rn xnms.k
 **peter ren xen-mes ek**

ASKING WHERE DO YOU LIVE?

Where do you live? - Hms.k (masculine)  **he-mes ek tchen**

Where do you live? - Hms.T (Feminine)  **he-mes etch tchen**


INDEPENDENT PRONOUNS

Independent pronouns come first in a sentence followed by a noun, verb or adjective.

I am – ink  **a-nook**

You are – ntk  **ntok**

He is – ntf  **ntef**


She is – nts  **ntes**

We are – inn  **ee-noon**


You are – ntTn  **en-to-tchen**


They are – ntsn  **en-to-sen**

POSSESSIVE PRONOUNS


My book - mDA*t*.i  **me-jaht ee**


Your book - mDA*t*.k (Masculine)  **me-jaht ek**

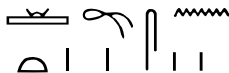
Your book - mDA*t*.t (Feminine)  **me-jaht etch**

His book - mDat.f  **me-jaht ef**


Her book - mDat.s  **me-jaht es**


Our book - mDat.nu  **me-jaht noo**


Your book - mDat.Tnu  **me-jaht tche-noo**

Their book - mDat.snu  **me-jaht se-noo**


I (am) a student - ink sabty  **a-nook sah-ba-tee**

You (are) a friend. - ntk Xnms (masc.)  **ntek khen-mes**


You (are) a friend. - nts Xnms (fem.)  **en-tes khen-mes**

She (is) beautiful - nts nfr  **ntes ne-fer**

He (is) a craftsman. - ntf Hmuu  **ntef he-moo-oo**

We (are) students. - inn sbAtyu  **ee-noon sa-bah-tee-oo**

You all (are) sisters.- ntTn sn(u)t  **net-tchen se-noot /en-to-tchen se-noot**

They (are) friends. - ntsn Xnms  **net-sen khen-mes**

(*These pronouns are used for identification or stress. There is no verb “to be” and its conjugations in Mdu Ntr)

NUMBERS

Numbers

Pronunciation

Number - Tnut



tche-noot

One - wa ¹

wa

Two – sn ¹¹

sen

Three –xmt ^{1 1 1}

shomt/xemt

Four – fdu ^{1 1 1 1}

fe-doo

Five – diu ^{1 1 1 1 1}

dee-oo

Six – sisu ^{1 1 1 1 1 1}

see-soo

Seven – sfx ^{1 1 1 1 1 1 1}

se-fek

Eight – xmnu ^{1 1 1 1 1 1 1 1}

xe-me-noo

Nine - psD ^{1 1 1 1 1 1 1 1 1}















pe-sej

10 – mD ^{1 1 1 1 1 1 1 1 1 1}

mej

11 - mD(u) wa ^o	mej wa
12 - mDu snu ^o	mej se-noo
19 - mDu psD ^o	mej-pesej
20 - mDty ^o o	mej-tee
21 - mDty wa ^o ^o	mej-tee wa
22 - mDty snu ^o ^o	mej-tee se-noo
29 - mDty psD ^o	mej -tee pe-sej
30 - mabA ^o ^o ^o	ma-bah
40 - Hm ^o ^o ^o ^o	he-me
50 - diyu ^o ^o ^o ^o ^o	dee-ee-oo
60 - siu ^o ^o ^o ^o ^o	see-ee-oo
70 - sfxyu ^o ^o ^o ^o ^o ^o	se-fex-ee-oo
80 - xe-men-ee-oo ^o ^o ^o ^o ^o ^o ^o ^o	xe-men-ee-oo
90 - psDyu ^o ^o ^o ^o ^o ^o ^o ^o	pe-sej-ee-oo

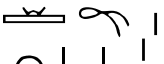
100 – St	she(t)
101 - St wa	she wa
200 – Sty	she-tee
300 - xmt St	xomt she(t)
400 - fdu St	fe-doo she(t)
500 - diu St	dee-oo she(t)
600 - sisu St	see-soo she(t)
700 - sfk St	se-fek she(t)
800 - xmnu St	xe-men-oo she(t)
900 - psD St	pe-sej she(t)
1000- xA	xah
1001 - xA - wa	xah wa
1010 - xA mD	xah mej
1020 - xA Dbaty	xah jabaty


1100 - xA St		xah she(t)
1200 - xa Sty		xah she-tee
1300 - xA Smt St		xah shomt she(t)
1500 - xa diu St		xah dee-oo she(t)
1900 - xA psD St		xah pe-sej she(t)
2,000 - snu xAu		se-noo xah-oo
5,000 - diu xAu		dee-oo xah-oo
10,000 – DbA		je-bah
10,001 - DbA wa		je-ba wa
10, 100 - DbA St		je-ba she(t)
10, 200 - Dba Sty		je-ba she-tee
10, 500 – DbA diu St		je-ba dee-oo she
100,000 – Hfn		he-fen
100,000,000 – HH		he-he

COUNTING THINGS

Did you know that Medu Neter is a decimel system? There is no zero. To count objects in Medu Neter first say the object, then say the number.


Examples:

Three books - mDAt Smt  **me-jat shomt**

Five women - st diu  **set dee-oo**

Twenty years. - rnpt mDty  **ren-pet mej-tee**

EATING / THE FAMILY MEAL


Eat – wnm  **we-nem**

Drink – baba  **baba**

Meal – wnmt  **we-ne-met**


Hungry – HKr  **ha-qar**

Thirsty – ibi  **ee-bee/ye-bee**


Sit down – Hms  **hemes**


Please sit down - duA Hms  **doo-ah hemes**

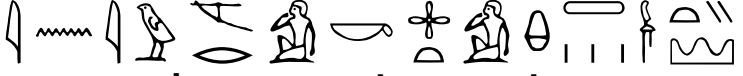
Family – Abt  **ah-bet**

Like/Desire/want – mr  **mer**

I like -mr.i  **mer ee**


Do you like - in iw mr.k + a thing (masculine)  **ene mer ek**


Do you like grapes? - in iw mer.T iArtt (Feminine)
 **ene mer etch ee-ah-re-ret**

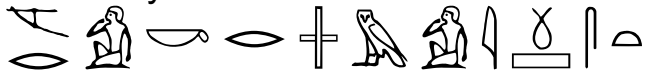
Do you like Western food? - in iw mr.k wnmt imnt
 **ene mer ek we-ne-met ee-ment**


I do not like - n mr.n.i + something  **en mer en ee**

I like fruit. - mr.i dqr  **mer ee de-qar**

Yes – tiu  **tee-oo**

No – nn  **nen**

What do you desire to eat - mr.k r wnm iSst
 **mer ek er we-nem ee-she-set**

I like/desire to eat - mr.i r wnm + name of food  **mer ee er we-nem + name of food**

I like it. - mr.i st  **mer ee set**

Do like fish? - in iw mr.k rm (Substitute fish with other things.)

 **ene mer ek ram**

What do you like to drink? - mr.T r baba iSst

 **mer etch er baba ee-she-set**

I like to drink - mr.i r baba + name of a drink
mer ee er baba + name of a drink

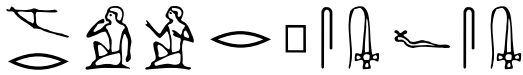


It is Sweet. - nDm pn  **ne-jem pen**

It is bitter. - dHr pn  **de-her pen**

It is good. - nfr pn  **ne-fer pen**


Cook – psi  **pes-ee/fe-see**


I like to cook - mr.i r fsi  **mer ee er pe-see**
(pes-ee or fe-see)

Boil – Afry  **ahf-ree**

I boil fish. - Afry.i rm  **ahf-ree ee ram**

Bake – qfn  **qe-fen**

The food is delicious. - nfr.wy (wnmt)  **ne-fer wee**
(we-ne-met)

Thank you for the food.- duAu n.k wnmt * 
doo-ah-oo en ek we-ne-met


Blessing Over Food

Below are words are spoken over food (or food blessing)

Words spoken over food - Dd mdu Hr wnmt


jed medu her wene-met


aah Neter = Neter is great - nTr Aa 

ne-fer Neter = Neter is good – nTr nfr 

me-nex Neter = Neter is beneficent - nTr mnx 

doo-ah-oo Ne-teru en we-ne-met noo


Thanks Neteru for our food- dua nTr n wnmt n

* 

FOODS

FOODS LIST - PRONUNCIATION

Food – wnmt  **we-ne-met**

Vegetables – rnut  **ren-poot**

Fruit - dqru  **de-qar(oo)**

Grains – Dru  **je-roo**

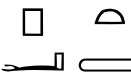
Emmer/Wheat – bdt  **be-det**


Corn – sSru  **se-she-roo**

Eggs – suHt  **su-het**


Bread – t  **te** (as in tef)

Cake – fqA  **foo-qah**

Cake – pat  **pat**

*Pie = teseref (warm bread)  **te-se-ref**

Fish – rm  **rem** (or **ram**)

Fish (Buri) – aDu  **a-joo**

Meat – iuf  **ee-oof** (or **yoof**)


Honey - bit  **bit** (i as in it)

Figs – dabu  **dah-boo**


Dates – bnr  **be-ner**

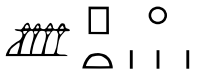
Grapes – iArrt  **yah-re-ret**

Apples – tpHu  **te-pe-hoo**


*Berries - bnriut (literally sweet fruit)  **be-ner-ee-oot**
(sweet fruit)

*Lettuce - abu (Egyptian lettuce)  **ah-boo**


*Radish - nheee-en-simu  **nhee-en-see-moo**


Cucumber – Sspt  **she-sep-et**


Beans - iwryt  **yoo-reet**


Watermelon - bddw-kA  **be-de-doo-kah**

Grain/cereal – npr  **nah-per**


Grain - Srt (a kind of grain)
 **she-ret**

Potatoes - dphu-tA
 **dep-hoo-tah**

Cooking oil – mrHt
 **mer-het**

Water – mu  **moo**

Milk – irTt  **ir-tchet**

Beer – Hnqt  **hen-qet**

Wine - irp  **yi-rep**

Corn/Grain - it  **yit**

Moringa oil - bAq  **bahq**

Castor oil – dgm  **de-gem**

ACTION WORDS/VERBS

When making a sentence in Mdu Ntr always put the action/verb first and then followed by the doer/subject of the action. Note: There is no verb To Be and its conjugations in Mdu Ntr.


English and MDC

Pronunciation

Conversate – wfA




we-fa

Talk/Speak – Dd 


jed

Eat – wnm 

we-nem

Drink –baba 

baba

Sleep – sDr 

se-jer

Go to sleep – nma



ne-ma

Dream – rsut



re-soot

Sit – Hms



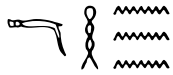
he-mes

Stand up – aHa



aha

Swim – mHi



me-hee

Walk – dgA



de-gah

Run – sxsx



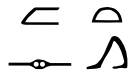
sex-sex

Hurry – As



ahs

Run course – gst



gest

Read - Sd(i)



shed

Write – sS



sesh

See – mAA



mah-ah

Look – mAA





mah-ah

Smell – ssn





se-sen

Cook - fsi or psi  




pe-see/fe-see

Work – kAt  



kaht

Work construction – kAt
 




kaht

Clean – tur   

twer

Wash – iai  

ya-ee or ee-a-ee

Wash – rxt   



re-xet

Cry – rmu    



re-moo

Fly – axi   




a-xee

Come – ii  

ee-ee

Go/go out – pr  



per

Go – Sm   



shem

Go – sbi   

se-bee

Open – wn  

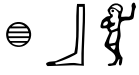
wen

Open – wp  


wep

Close – xtm 

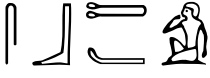
xe-tem

Dance – xbi 


xe-bee

Sing – Hsi 


he-see

Laugh – sbT 


se-betch

Think – kAi 


kah-ee

To know – rx 


rex

Not know – xm 

xem

Talk – Dd 


jed

Listen - sDm n 


se-jem en

Hear – sDm 


se-jem

Understand – sDm 


se-jem

Understand – sDm 


se-jem

Smell – ssn 

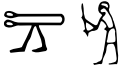
se-sen

Seek – sxn 


se-xen

Send – hAb 

hahb

Take – iTi 

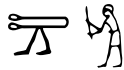
ee-tchee

Bring – in 

een(ee)

Live – ankh 

ankh

Take away – iti 

ee-tee

Give – rdi 

re-dee

Give – imi 

ee-mee

Take action – iri 


yi-ree

Hide – imn 


amen

Find – gmi 


gem

Do/make – ir 

ir

Make – ir 

ir

Travel – xns 

xe-nes

Hit – Hui 

hoo

Plant - ssrd **se-se-red**

Plow - skA **se-kah**

Make happen - sxpr **se-xe-per**

Finish - mnq **me-neq**

Make happen - xpr **xe-per**

Celebrate - Hts **he-tes**

Make music - Sma
 she-ma

Exist - wnn **we-nen**

Stop - xni **xe-nee**

Nurse a baby - snq **se-neg**

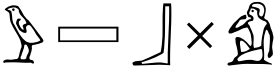
Give birth - msi **mes(ee)**

Pour libation - sAT
 sah-tch


Rejoice - rSu **re-sh**

Remember – sxA  **se-xah**

Ask – dbH  **de-beh**


Answer – wsb  **we-sheb**

Remember – sxA  **se-xah**

Repeat – wHm  **we-hem**

GIVING COMMANDS

Do Maat – ir Maat  **ir maat**

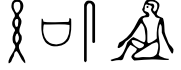
Speak Maat (truthly) - Dd mAat  **jed maat**

Listen to Maat- sDm n maat  **sejem en maat**

Come – mi  **mee**

Go – Sm  **shem**

Enter – aq  **aq**


Sit down – Hms  **he-mes**


Stand up – aHa  **a-ha**

Open the door. - wp sbA  **wep sa-bah**


Close the door - xtm sbA  **xe-tem sa-bah**

Stop – xni  **xe-nee**

Be quiet/silent – gr  **ger**

Speak – Dd  **jed**

Give – imi  **ee-mee**


Go to sleep/Lie down – sDr  **se-jer**

Wake up  **we-resh**



Help – sm  **sem**

Repeat it again - wHm st  **we-hem set**

Say it again. - Dd st wHm  **jed set we-hem**

Do/Make it. - ir st  **yir set**

(To say don't do something, place m before the verbal command.)

Don't speak - m Dd   **em jed**

Do not go – m pr    **em per**

Do not do Isft - m ir isft      **em ir is-fet**

QUESTIONS

For all of the questions below, the simplest grammatical constructions is used although there are several ways of asking most questions.







in iw is a question word at the beginning of a sentence meaning Are you?
Is there? (as in French Est-ce que)
Is he/she? Do you/he/she, they?








Is/are there? -    **een ee-oo or ene**


Are you hungry? - in iw Hqr.k        **ene he-qar ek**

Are you thirsty? - in iw ybi.ek         **ene yi-bee ek**

Are you tired? - in iw bdS.T       **ene be-desh etch**

Are you finished? - in iw mnq.k (masculine)       **ene me-neq ek**

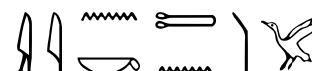
Are you eating? - in iw wnm.T        **ene we-nem etch**

I have a question - iw n.i wSdt  **ene en ee we-she-det**

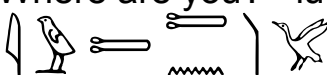
Where - Tnu  **tchen**

Where is she? - in iw.s Tnu  **ene es tchen**

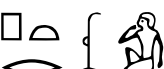
Where are you going? - pr.T Tnu  **per etch tchen**

Where have you come from? - ii.n.k Tnu  **ee-ee en ek tchen**

Where do come from? - ii.k Tnu  **ee-ee ek tchen**

Where are you? - iu.T Tnu (lit: your situation is where)
 **ee-oo etch tchen**

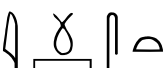
Where does Nefertiti live? - Hms nfrtiti Tnu
 **he-mes ne-fer-tee-tee tchen**


What - ptr (at beginning of sentence)  **pe-ter**

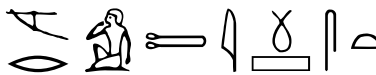
What is you name? - prt rn.k  **pe-ter ren ek**


What is it? - ptr rf su  **pe-ter ref soo**

What are you doing? - ptr ir.T  **pe-ter yir etch**

What? - iSst (at end of a verbal sentence)  **ee-she-set**


What are you doing today? - ir.T iSst min 
ir etch ee-she-set min


What do you like? - mr.T iSst 
mer ek ee-she-set

What day is it? - Hru pu iSst 
he-ru poo ee-she-set


What is this? - xt pu iSst 
xet poo ee-she-set

Which? - sy pu  **see poo**



Which road? - sy pu wAt 
see poo waht

Which one do you like? - sy pu mr.k  **see poo**
mer ek

Who? n-m  **nim**


Who is it/she? - nts n-m  **ntes nim**

Who is he? - ntf n-m  **ntef nim**


Who are you? - ntk n-m  (mascu. use ntT  for fem.)
en-tek nim (or **ne-tech nim** for feminine)

How much? - wr pu  **wer poo**


How many? - aSA pu  **a-shah poo**

How much do I owe? (is the payment) - wr pu tbt  **wer poo tebet**


How/Like what? – mi-m (literally: Like what?)  **mim**

When? - sy nu (sy nu literally: at which time?)  **see noo**


When will you come? - ii.k sy nu  **ee-ee ek see noo**

When are you going? - pr.k sy nu  **per**

COLORS

What color is it? - iwn pu iSst  **ee-wen poo ee-she-set**

Color – iwn  **i-wen**

Red – dSr  **desher**

Yellow - qny(t)  **qe-neet**

Blue – irtyu  **yir-tee-oo**

Black – km  **kem**


Coal black – Dab  **jab**

White – HD  **hej**

Green – wAD  **wahj**

Lapis – xsbd  **xes-bed**

Turquoise – mfkAt  **mahf-kaht**

Gold – nbu  **ne-boo**

TIME


(There were no watches in Kemet and they had a different concept of time that was cyclic instead of linear.

The following questions about time were created for our modern world)


Time - nu (time in general)  **noo**


Moment – at  **at**

Hour – wnut  **wnoot**


What time is it? - wnut pu iSst  **Wnoot- poo ee-she-set**


(To make ordinal numbers add noo(t) to the end of the number)


Three o'clock - xmt-nu wnut (third hour)  **shomt noo wnoot**


Five o'clock - diu-nu wnut (fifth hour)  **dee-oo-noo wnoot**

It's three o'clock in the morning. - xmt-nu we-noot m duAu  **shomt-noo wnoot em doo-ah-oo**

One o'clock at night - wa-nut wnut m grH  **wa-noot wnoot em ge-reh**

What month is it? - Abd pu iSst  **ah-bed poo ee-she-set**


What time is the morning meal? - wnut pu iSt iSst  **wnoot poo ee-shet yi-shet-set**


What time is the evening meal? - wnut pu mSrut iSst  **wnoot poo ma-she-root ee-she-set**


Today – min  **men**

Night - grH  **ge-reh**


Night – xAwy  **xah-wee**

Early morning – nhpu  **neh-poo**


Noontime - qai ra (literally, high sun)  **qa-ee ra**

Yesterday – sf  **sef**


Tomorrow – duAu  **doo-ah-oo**

Evening – mSru  **mah-she-ru**


Month – Abd  **ah-bed**


For ever and ever - r Dt nHH  **er jet ne-he-he**

Forever – nHH  **ne-he-he**

Forever – Dt  **jet**


Good evening - mSru nfr  **ma-she-roo ne-fer**

Good night - grH nfr  **ge-reh- ne-fer**

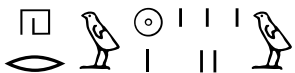
Good Morning - duAu nfr  **doo-ah-oo ne-fer**

COUNTING TIME

(In the Kemetic calendar there were thirty days in each Month, four months in each season, and twelve months in the year making 360 days with five days left over.)

Year – rnpt  **ren-pet**

Day one - hru wa  **her-oo wa**


Day five - hru diu  **her-oo dee-oo**


Month one - abd wa  **abed wa**

Month two - abd snu  **abed se-noo**


Month three - abd xmt  **abed shomt**

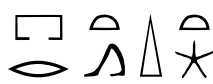
Month four - abd fdu  **abed fe-doo**


First day of the month - wpt-ra  **we-pet ra**

Last day of the month – arqy  **ar-qee**


First day of the Year - tpy rnpt  **te-pee ren-pet**

Five Days Over the Year - Hryu-rnpt (epagomenal days)  **her-ee-oo ren-pet**


Heliacal rising of spodet - prt spdt (Sopedet = Sirius)  **pe-ret so-pe-det**


First Occasion - sp tpy  **sep te-pee**

Equinoxes - mitu hru xAwy (lit. equal day and night)



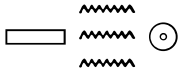
mee-too he-roo xa-wee

Summer Solstice - Hp m xpr  **hep em kheper**

Winter Solstice - Hp m ba  **hep em ba**

SEASONS

(There were three agricultural seasons in Kemet)

Inundation Season – Smu  **she-moo**

Planting and Growing Season – prt  **pe-ret**

Harvest Season – Axt  **ah-xet**

THE WEATHER

(It rarely rained in Kemet in the historical period and the weather was always very warm.)

What is the weather? - mi n-m xrt pt **mee- nim xe-ret pet**

Hot – tA **ta**

Sunshine – iaxu **ee-ah-koo**

The sun shines in the sky. - wbn ra m pt **we-ben ra em pet**

Be hot – nbibi **ne-bee-bee**

Warm – Smm **she-mem**

Cold – qb **qeb**

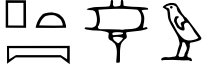
Cool - qbb (also used with the modern connotation as in “Be cool”)


qe-beb

Rain – Hwyt **hoo-yet**

Raining - pt Huyt **pet hu-yet**

Wind- Tau **tcha-oo**

Windy - pt Tau  **pet tcha-oo**

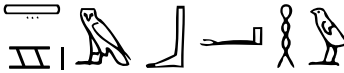
Snow - qbbwt (made up word from cold water)  **qe-beb-oot**


Storm clouds – Snau  **sha-na-oo**

Storm – XAXAti  **kha-kha-tee**

Draught – sXbu  **sekh-boo**

Flood – baHu  **ba-hoo**


The land is flooded - tA m baHu  **ta em ba-hoo**

The land is in drought - ta m sXbu  **ta em sekh-boo**


ASKING DIRECTIONS

Here – aA  **a-ah**

There – im  **eem**


What place is this? - ptr bu pn  **peter boo pen**


Are you lost? - in iw.k th(y)  **ene ek te-hee**

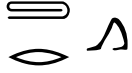
Go/Go forth – pri  **per**


Go – sbi  **se-bee**

Lets go – Sm  **shem**

Go down - hA(i)  **hah**

Go out – pri  **per**


Go around – pXr  **pe-kher**

Go straight forward – aqA  **a-qah**

Go back – ann  **a-nen**

Turn – pXr  **pe-kher**

Left – iAby  **ee-ah-bee**

Right - imnt(y)  **ee-men-tee**

North – mHtt  **me-he-te(t)**

South – rsy  **re-see**

East – iAbtt  **ee-ah-bet-te**

West – imntt  **ee-men-tet**

PLACES

PLACES LIST PRONUNCIATION

Town/city – niwt  **nee-oot**


Street – mrrt  **me-re-ret**


Doctor's office - st sunu  **set soo-noo**


Bathroom – sqbbwy  **sqeb-be-wee**

Store – Snat  **she-nat**


Road – wAt  **waht**

Corner – qaH  **qah**


Home – pr  **per**


Room – at  **at**


Kitchen – wabt  **wa-bet**


School - pr anx  **per ankh (house of life)**


Building – iuyt  **ye-wet**

Office building - pr aA (big house)  **per-aah**

Work place - st kAt  **set kaht**

Labor establishment – Snau  **shna-oo**

Library - pr mDAat  **per me-jat**

Temple - r-pr  **er-per**

Farm – sxt  **se-xet**

Office – xA  **xah**


Cemetery - Xrt-ntr  **khe-ret neter**

Shrine – kAr  **kahr**


OCCUPATIONS

OCCUPATIONS PRONUNCIATION

Builder – iqdu  **ee-qe-doo** (or **qed**)


Carpenter – mDH  **me-jeh**

Crafts person – Hmuu  **he-moo-oo**

Doctor – sunu  **soo-noo**


Lawyer – qnbty  **qen-be-tee**

Magistrate – qnbt  **qen-bet**

Supervisor - imy-r  **ee-mee-er**


Priest/Who Serves Ntr – Hm  **hem**


Priestess/Who Serves Ntr – Hmt  **he-met**

Housewife - Hmt pr  **he-met per**


Teacher – sbA  **sa-bah** or **se-bah**

Student – sbAty  **sa-bah-tee**


Artist – sSty  **sesh-tee**


Scribe – sS  **sesH**

Dancer – xbtY  **xeb-tee**

Musician – Smaw  **she-ma-oo**

Cook – wdpw  **wed-poo**

Baker – rtHty  **ret-he-tee**

Hairdresser – nSt  **ne-shet**

Farmer – sxtY  **se-xe-tee**

Soldier- waw  **wa-oo**

Magistrate – qnbty  **qen-be-ty**

Laborer- Sna  **she-na**


Inspector – sHDty  **se-hej-tee**


Fisherman – wHa  **we-ha**


Gardener – kAry  **kah-ree**

Business person - Hnt ze  **hent-ze**


Astronomer – wnwty  **we-noo-tee**

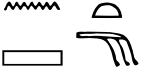
Owner - nb (masculine)  **neb**

Owner - nbt (feminine)  **ne-bet**


Controller – xrp  **xe-rep**


Consultant – nDnDty  **nej-nej-tee**

Barber – Xaqu  **kha-qoo**


Beautician – nSt  **ne-shet**


To say I am + occupation say: a-nook + occupation


Example 1: I am a teacher -  a-nook se-bah

Example 2: I am a laborer -  a-nook she-na

SEEING THE DOCTOR


Doctor/Physician – sunu  **soo-noo**

Nurse - mnat (from wet nurse)  **me-nat**

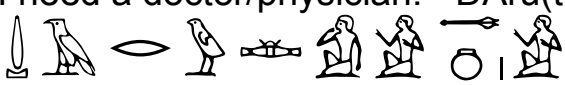
Male nurse - mnay (from male child caretaker)  **me-na-ee**


Need – DAru  **jah-roo**


Sick – mr  **mir**

I am sick - ink mr m Xt (sick in the body)  **a-nook mir em khet**

I am weak. - gnn kui  **ge-nen koo-ee**

I need a doctor/physician. - DAru(t).i sunu
 **ja-roo ee soo-noo**

I am not well. - ink min  **a-nook meen**


Painful – qsn  **qe-sen**

I have pain. - iw n.i qsn  **ee-oo en ee qe-sen**

My head hurts. - DADA.i m menu  **jah-jah ee em me-noo**

Fever – Smmt  **she-memt**

Cough – sryt  **se-reet**

Vomit – qa  **qa**

Make vomit – sqa  **se-qa**


I have a fever. - iw n.i Smmt 
ee-oo en ee she-memt


Health – snb 
se-neb


Heal – ssnb 
se-se-neb

Heal me. - ssnb wi 
se-se-neb wee

Disease – Xat 
khat


Medicine – sp 
sep


What do you need? - ptr DAru.k 
pe-ter jah-roo ek

I need some medicine. - DAru.i sp 
ja-roo ee sep

I would like some water. - mr.i mu 
mer ee moo

Wound – wbnu 
we-be-noo


Prescription/Remedy – pXrt 
pe-khe-ret

It is a prescription for the body - pXrt pu Dt 
pe-ke-ret poo jet


Herb- bbt 
be-bet


PARTS OF THE BODY

PARTS OF THE BODY and PRONUNCIATION


Body – Dt  **jet**


Head – DADA      **jah-jah**

Head – tp  **tep**

Face – Hr  **her**


Eye - irt  **yi-ret**



Mouth – r  **ro**


Two Eyes – irty  **yir-tee**




Ear - msDr     **me-se-jeer**

Two ears – anxwy    **anx-wee**

Tongue – ns  **nes**


Stomach - r-ib   **er-ib**


Belly /Womb – Xt  **khet**

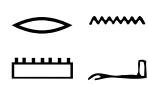
Heart – Haty    **hah-tee**

Lungs – wfA  **wa-fah**

Liver – mist  **mee-set**

Spleen – nnSm  **nan-shem**


Arm – a  **a**

Shoulder – rmn  **re-men**

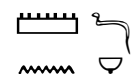
Leg - wart  **wa-ret**

Foot – rd  **red**

Feet – rdwy  **red-wee**

Hand – Drt  **jaret**

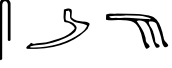
Tooth – ibH  **yi-beh**

Breast – mnD  **me-naj**

Phallus – Hnn  **he-nen**


Kidneys – ggt  **ge-get**

Vagina- KAt  **ka-t**


Side – sA (smA)  **sah**


Brain – amm  **a-mim**

Throat/neck – xamu  **xah-moo**


Nose- fnD  **fe-nej**

Nostril – Srt  **she-ret**

Back – psDu  **pes-joo**

Spine – psDu  **pes-joo**


Neck – bant  **bant**

Bones – qs  **qes**

Collar-bones – bbwy  **be-be-wee**

Hair – Snu  **she-noo**


Blood – znf  **zenef (or senef)**


Body fluid – nX  **nekh**

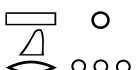
SHOPPING

How many - aSA pu  **a-sha poo**

How much - wr pu  **wer poo**

How much is the bread? - wr pu te  **wer poo te**

Money - HD (literally silver)  **hej**

Money - Skr (onomatopoeia created word)  **she-ker**


Buy - ini  **ee-nee**


Trade - Swty (also Barter)  **shoot-ee**

Things - xt  **xet**




Choiset things - stpu  **se-tep-oo**

HOUSEHOLD ITEMS

Clothes - Hbsu  **heb-soo**

Cloth - mnXt  **men-khet**

Food - wnmt  **we-ne-met**

Shoes - Tbu (from Tb sandal)    **tche-boo**







Furniture – ipdu       **ee-pe-doo**





Table – Tt   **tchet**





Chair – pHDu     **pe-he-joo**

Lamp – stAt    **se-taht**

Bed – Hta    **he-ta**

Floor – sAtu      **sah-too**







Mat – tmA     **te-mah**

Carpet – psSt     **pes-shet**

Books – sfdU     **she-fe-doo**

Bowl – pgA    **pe-gah**

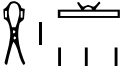
Drinking bowl/glass – mzur     **me-zoor**

Property – xt       **xet**


Valuables – sDAut      **se-jah-oot**

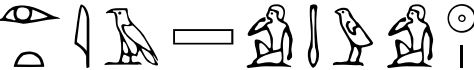
Materials for crafts – inyt  **in-yet**


Jewelry – apru  **a-per-oo**

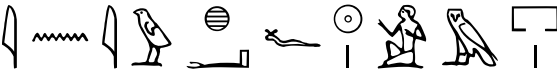
Jewelry - saH (Jewelry for protection)  **sah**

TALKING ON THE PHONE


Telephone - xru ra (voice of light - electricity)  **xe-roo ra**

Make a phone call - irt iAS m xru ra  **yir-et ee-ash em xe-roo ra**


I would like to speak to - mr.i r jd n + person's name
 **mer ee er jed en + name**

Is Khafara home? - in iw Khafra m pr  **ene Khafra em per**


Hello – iH  **eeh** (or **he-ee** – inverted modern use)

May I speak to...? - iw Dd.i n + name of person  **ee-oo- jed ee en + name**


How are you? – nD xrt  **nej xe-ret**

How is the family? – nD xrt Abt  **nej xe-ret ahbet**


Family is excellent. - Abt iqr  **ah-bet iqr**


What are you doing today? - ir.k iSst min 
yir ek ee-she-set man

Today – min  **min**

What's the news? - ptr wpu(u)t  **pe-ter we-poot**


Many things are happening. - xt aSA xprrt  **xet a-sha xe-per-ret**

What's happening? – xprrt  **xe-pe-ret**

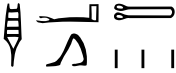
What are you doing today? - ir.k iSst min 
yir eke ee-she-set min

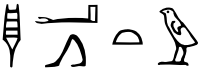
Tomorrow – duAu  **doo-ah-oo**

Evening – mSru  **ma-she-roo**

What are you doing this evening? - ir.k iSst mSru pn 
yir ek ee-she-set ma-she-roo pen

Where are you? - ntk Tn  **en-tek tchen**

Take care - aHa Tu (to you all)  **a-ha too**

Take care - aHa tu (to singular you)  **a-ha too**

Be healthy- snbti **se-neb-tee**

NEEDING HELP

Help – sm **sem**

Please help me - dua sm wi **dua sem wee**

Police – mDAw (name of a Kemetic guardian people) **me-jah-oo**

Police – saSA **sa-shah**

Call – iAS **ee-ahs**

911 - psD wa wa (or 11 is psD mDu wa) **pe-sej wa wa (or pe-sej me-joo wa)**

Call 911 - iAS psD mDu wa **ee-ahsh pe-sej me-joo wa**

IN SCHOOL

Teacher – sbA **se-bah**

Lesson – sbAyt **sa-bah-eet**

Student – sbAty  **sa-ba-tee**

I am a student - ink sbAty  **a-nook sa-ba-tee**

Class - dmA(u)  **de-mah(oo)**

I am learning to write Mdu Ntr. - iw.i Hr rx r sS mdu Nter


 **ee-oo ee her rex er sesh
medu neter neter**

I am learning to read Mdu Ntr. - iw.i Hr rx r Sd mdu Nter

 **ee-oo ee her rx er shed
me-du ne-ter**

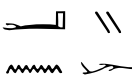
What is this/it? - ptr st  **pe-ter set**

Paper - mHyt (from papyrus)  **me-heet**

Book – mDAt  **me-jaht**

Book – Sfdw  **she-fe-doo**

Pen – hni  **he-nee**

Computer - ani (modern word)  **a-nee**

Read – Sd  **shed**

Repeat after me. - wHm m-sA.i  **we-hem em sah ee**

Say it again. - Dd st wHm **jed set we-hem**

Speak louder please. - duA Dd m qai xru
 doo-ah jed em qa-ee xe-roo

Speak slower .- Dd ihmu **jed ee-he-moo**

Question – wSdt **we-she-det**

Do you have a question? - in iw n.Tnu wSdt
 ene en tche-noo we-she-det

I have a question - iu n.i wSdt **ee-oo en ee we-she-det**

Answer – wSb **we-sheb**


Do you understand? - in iw sDm.k **ene se-jem ek**

I understand - sDm.i **se-jem ee**

It's your turn. - n.k r Dd (belongs to you to speak) **en ek er jed**

Homework - bak pr (also house exercise/work) **bak per**

Do you have your homework - in iw n.k bAk pr
 ene en ek bahk per

I have my homework. - iw n.i bAk pr  **ee-oo en ee bak per**

Do your homework? - ir tu bAk-pr ek  **yir too bak ek per**

OPPOSITES


OPPOSITES

PRONUNCIATON

On – Hr  **her**

Under – Xr  **kher**


In – m  **em**


Out - r-xntu  **er-xen-too**

Big – wr  **wer**

Small – nDs  **ne-jes**

Little – Srr  **she-rer**

Hot – (burn up) sam  **sam**

Cold – qb  **qeb**

High – qAi  **qah-ee**

Low - nmi  **ne-mee**

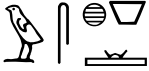
Wide/Fat – wsx  **wesekh**

Narrow - Hns  **he-nes**

Short – Srr  **she-rer**

Tall – qAi  **qah-ee**

Long – aA  **a-ah**

Wide – wsx  **we-sex**

Easy - is (lit. light of weight)

 **ees**

Difficult – qsn  **qe-sen**

True – mAa  **mah-a**

False - gng  **ge-neg**

Old – is  **ees**

Young – rnpy  **ren-pee**

Old – iAut  **yah-oot**

New – mAut  **mah-oot**

Slow – ihmu  **ee-he-mu**


Fast – As  **ahs**

Quick – As  **ahs**

Many – aSA  **a-sha**

Few – and  **and**


First – tpy  **te-pee**

Last/end – pHwy  **peh-wee**

Front - m-HAt  **em-haht**

Behind - m-sA  **em-sah**

Outside – hA  **hah**

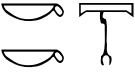
Inside - m-Xnu  **em-khenu**

In – im  **em**

Full – mH  **meh**

Empty - Su  **shoo**


Light – Ssp  **she-sep**

Dark – kk  **keke**

Good – nfr  **ne-fer**

Bad – bin  **bin**

Near – tkn  **te-ken**


Far - Hr-r  **her-er**

MISCELLANEOUS

I love you - mr.i tu  **mer ee too**

Sweet heart - hAty nDm  **haty naj-ma**

Marry me - min.i (from to moor to something)  **men-wee**


Kiss – sn  **sen**

I know - rx.i  **rex ee**

I know you - rx.i tu  **rex ee too**

I don't know - n rx.n.i  **en rex en ee**

Know thyself - rx Ds.k  **rex jes-ek**

Harmonious Balance/Right doing – mAat  **maat**

I do maat - ir.i mAat  **yir ee maat**

I speak maat - Dd.i mAat  **jed ee maat**

Wrong doing – isft  **yis-fit**

Lies – msD  **me-sej**

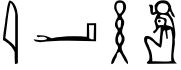
I give bread to the needy - di.i te r sAry
 **dee ee te er sa-ree**

I am wealthy - ink xud  **a-nook xood**

I am alive - anx kui  **ankh koo-ee**


Truly – mAa  **mah-a**


The sun/light/energy – ra  i **ra**


Moon – iaH  **yah (or ee-ah)**

Star – sba  **sa-ba**


Siris – spdt  **so-pe-det**


Milky Way Galaxy – msxt (mskt)  **mes-xet**

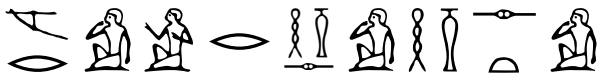
Festival – Hb  **heb**

Make festival – Hby  **heb-ee**


Birth Festival – mswt- Hb  **mes-oot heb**


New Moon festival – psDnty  **pes-jen-tee-oo**

Song – HsAt (Hst)  **he-saht**

I like to sing songs. - mr.i r Hsi Hst  **mer ee er he-see he-sat**

I make music- Sma.i (Sma = music)  **she-ma ee**

Congradulations - His n.k (T for Femiine)  **he-see en ek** (etch for Feminine)

Good luck - sxr nfr  **se-xer ne-fer**

You are with me - mk tu hna i or (ntk hna wi) **mek too hena ee**

Land/Earth – tA **tah**

Kemet (Ancient Egypt) – kmt **Kemet**

People of Kemet – kmtyu **ke-met-ee-oo**

People/Humans – rmT **re-metch**

n - not, no **en**

n-sp – never **en sep**

Eternity to its end - r Dt nHH **er jet ne-he-he**


MODERN NEW WORDS

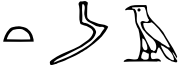
The words and phrases in this section to express modern words that did not exist in ancient times were suggested by the author, and my students. More words will be added as we create them.

Computer -ani (from the word for writing board) **a-nee**


i-pad - ani nDs (small computer) **a-nee ne-jes**

Electricity - wau ra (lit. wave of light) **wa-oo ra**

Telephone - xru ra (voice of light = electricity)  **xe-roo ra**

Powerpoint slide - tmA (from the word for mat)  **te-mah**


Car - wrt (from the word for chariot)  **wer-ret**

Airplane - aff (from the word for a fly insect)  **ah-fef**

AT THE FAMILY ALTER

Alter – xAut  **xah-oot**

Shrine - kari-nTr  **Kar-ee**

Show your face. - inD Hr.k (said to an ancestor)  **ee-nej her ek**

Purify, Help, Protect me- Amen-Ra - Abw sm sa wi imen ra


 **ahb sem sa (wee)
amen-ra**

Give reverence to Ntr - m Hsst ntru  **em hes-set ne-
te-roo**

Offering - Htpu-ntr  **he-te-poo-ne-tcher**

Pour Libation – sAT  **satch**

Do ritual - ir sAxu  **ir sah-xoo**

For those who were before - n imyu-hAt  **en ee-mee-oo hath**

Who had been before- tp-w-a (ancestors)  **tep-u- a**

Below is an Offering ritual from Kemet

Hotep Di Nsut (hotep dee na-soot)



Hotep Dee Na-soot Asar, In-poo dee sen pe-ret kheroo, kha ta-oo, kha hen-ge-too, kha ka-oo, kha apedoo, kha she-soo, kah men-khe-too, khet ne-bet nefe-ret wa-bet, ankh Ne-tcher eem, en kha en (*Name of Ancestor*).

An offering that the Nasut gives to Asar and Inpu that they may give an evocation offering of 1,000 loaves of bread, 1,000 jugs of beer, 1,000 oxen, 1,000 fowl, 1,000 pieces of alabaster, 1,000 bolts of linen and all things good and pure on which a Netcher lives, to the ka of (*Name of Ancestor*).

BASIC MDU NTR GRAMMAR

A few words about grammar are necessary to know in order to compose phrases and sentences of your own. The grammar used in this mejat (book) is the most basic. Mdu Ntr has a complex grammar like most languages.

1. The order of words in Mdu Ntr is different than in English. Mdu Ntr word order is: VERB + SUBJECT + OBJECT - please note:

THE VERB IS THE FIRST WORD IN A VERBAL SENTENCE.

The action is more important than the doer of the action.

2. NON-VERBAL SENTENCE - In Medu Neter there are non-verbal sentences. This type of sentence is common in most African Languages but does not exist in Standard English. Several examples of word order for non-verbal sentences are:

noun + noun

noun + m + noun

noun + preposition + noun

Independent pronoun + noun

Independent pronoun + adjective

Independent pronoun + relative

3. There is no verb “to be” and its conjugations as in English.

4. Adjectives follow their noun. Numbers are considered adjectives.

5. Two (or more) nouns together express possession. Example: sA mut = son of the mother (belonging to mother)

6. There are no conjunctions such as: and, but.

7. The definite article the, is rarely used especially in speech. There is no indefinite article a.

8. Tense (time) is not indicated in Mdu Ntr verbs. Instead, Mdu Ntr verbs express aspect or type of action.

English verbs are heavily dependent on tense therefore translation of Mdu Ntr verbs will not be the same as in English in respect to time.

9. Time can be indicated by adverbial phrases such as: now before, after, tomorrow, yesterday etc.

10. There is no verb “to have”. To express I have, one must say, “belonging to me”


11. Suffix pronouns are suffixed to verbs to express the subject, to nouns to express possession, and to prepositions as indirect object.




A FEW UNIQUE FEATURES OF MDU NTR

Medu Neter grammar is quite complex. Here in the author chose the “simplist” way of expressing everything and sometimes gives an alternative way. There are many cultural peculiarities in Mdu Ntr. Tense of verbs is not the same as in English. You do not need a verb to make a sentence as in English. There are sentences without verbs. Mdu Ntr verbs are not conjugated for time, but rather for aspect. The Kemites had a very different sense of time; there was no linear time concept. Translating many Medu Neter concepts into English is simply not possible and vice versa. Medu Neter grammar is very different from English grammar, therefore in translation one to one correspondance does not work. For example: the order of words in a sentence is different, there are multiple meanings for most words and there are many ways of expressing each thought. Medu Neter changed much over thousands of years, as all languages are constantly changing. Different stages or periods are reflected in the conversation and phrases used in this book. Most of the phrases herein were derived from letters and biographies written by common people.


GREETINGS


May there be given to you Life, Prosperity and Health



dee en ek ankh, oo-ja, se-neb 


di (**dee**) = give  n (**en**) = to  k (**ek**) = you 

anx - (**Ankh**) = Life 


uDa (**oo-ja**) = Prosperity 

snb -(**se-neb**) = Health 

Htp (**hotep**) = offering, satisfaction,   (a modern word meaning peace)

ii (**ee-ee**) = come 

(**ee em hetep**)  Come with satisfaction

Sm (**shem**)  = go

Shem em hetep  = Go with satisfaction

dua (**doo-ah**)  Greetings (also Thank you.)


How are you?  nD xrt (**nej khe-ret**)


Abt – Family  (**ah-bet**)

mut (**moot**)  mother

itf (**yi-tef**)  Father

sn (**son**)  Brother

snt (**so-net**)  Sister

Hmt (**hemet**)  Wife

hi – **hee**  Husband

xnms (khen-mes)  Friend

Short Bibliography

Egyptian Grammar, by Alan H. Gardiner, Oxford University Press

Middle Egyptian An Introduction to the Language and Culture of Hieroglyphs,
James P. Allen, May 24 2010, Cambridge University Press

A Concise Dictionary of Middle Egyptian, by Raymond O. Faulkner, Griffith
Institute, Oxford, 1986

Worterbuch der agyptischen Sprache, abb. WB, by Adolf Erman and Hermann
Grapow, Berlin-Brandenburg Academy of Sciences and Humanities, 1926

The Heqanakht Papyri, by James Allen, Publications of the Metropolitan Museum
Egyptian Expedition 27, Metropolitan Museum of Art, New York 2002

Food the Gift of Osiris, by William J. Darby, Paul Ghalioungui, Academic Press,
1977

Links to other books by Author

The Writing System of Medu Neter

MEDU NETER is the language spoken and written by African people of the Nile Valley Culture more than 10,000 years ago. Learning Mdu Ntr will help us re-connect with our heritage. The writing system consist of pictures of life. Learning Medu Neter will be one of the most enjoyable experience you will ever have

Click image to learn more <http://meduneter.com/>

A Life Centered Life Living MAAT

Found at Amazon.com

This book is excellent for beginner level students of the Afrikan conception of Ma'atic Life. This text provides the reader with the implications of living a Ma'atic existence as well as an insight into the Afrikan-Worldvew. Professor Amen brings to life the urgency for humanity and especially Arikan peoples (home and in the diaspora) to return to a Maatic living or perish!!



MEJAT WAF
CONVERSATION AND
PHRASE BOOK
English to Medu Neter
by Rkhty Amen